



cmap
Brazil 2014

Clube de Arte Brazil

January - June 2014

Aims of the sessions and how these are organised

Clube de Arte sessions run by cmap at ACER - Brasil are an integral part of the NGO's Culture and Education Programme (NEC – Núcleo de Educação e Cultura) and are much more than just creative. They provide a space where children can socialise and develop friendships whilst learning about new skills and techniques. Clube de Arte is also where they are able to express themselves freely and individually through art, inspired often by their own daily life experiences living in the community of Eldorado. Currently the sessions take place every Tuesday (7-8.30pm) and Thursday (6.30 – 8pm) and are organised by age group (Tuesday – from 11 to 15 year olds; Thursday – from 5 to 10 year olds).

The children and teenagers attending Clube de Arte are normally already familiarised with ACER. They are either supported by the NGO's Social Work Programme (NAS – Núcleo de Assistência Social) or have been coming to other activities at ACER such as Percussion or Capoeira, offered by NEC. However Cmap's Clube de Arte is becoming known to the surrounding community and is attracting more children and young people whose first experience of ACER is through these sessions.

Charlotte Miller Art Project

cmap aims and objectives

- To provide access to art for disadvantaged young people
- To use art as a tool for community development and social engagement
- To use art as a way of increasing self-esteem, confidence and communication for all its participants
- To exhibit the participants work in their own environment and galleries, locally, nationally and internationally to advocate for a change in awareness about their situation and also develop a sense of pride in the young people's achievements
- To promote young people's voices through the arts on an international platform for sharing and exchange

cmap approach through Clube de Arte

- Reach out to the local community to engage more children and young people with the arts
- Build confidence, self-validation and realisation of the child's potential
- Build insight, self-awareness and the ability to self-reflect
- Increase the participants creativity and self-motivation, so they can develop as individuals
- Offer the freedom to make decisions, experiment and explore ideas and ways of working
- Develop communication skills both verbally and visually
- Build the groups ability to relate to each other: understanding of their effect on others and relationships with others. Develop group cohesion, being inclusive of all and involving the entire group in activities

Clube de Arte Project: Carnaval ACER 2014

Theme: Brasil – A Copa e os seus Contrastos (The World Cup and its Contrasts)

Product: A 6 week project to celebrate carnival at ACER through a costume parade involving everyone in the Education and Culture Programme (NEC – Núcleo de Educação e Cultura)

Intention: To bring together the children taking part in many of the activities offered by NEC - Núcleo de Educação e Cultura.

Aims of Project

Learning Outcomes:

- Encourage the children to work as a team towards the same goal.
- Instigate the collaboration of all the staff running activities in NEC, including Cmap's Clube de Artes.
- Focus on the contradictions and controversy surrounding the World Cup, looking at both the positive and the negative aspects of the competition in Brazil.
- Introduce the group to the process behind costume design and making.

Expectations:

- Understanding the meaning of Equality and Inequality in a social context.
- Coming up with imaginative ideas for their costumes, inspired by the Declaration of Children's Rights.

Skills:

- Design a costume, complete with headdress, hat and mask;
- Drawing the human figure;
- Experimenting with different materials to create a costume design (i.e. collage; mixed media);
- Make masks and other items of the costumes using recycled materials;

Process:

Facilitators/project leaders - develop 6 main topics to inspire the children's masks and costumes. The topics are Saúde (Health), Educação (Education), Igualdade Social (Social Equality), Alegria (Joy – the best of Brazil), Diversidade Cultural (Cultural Diversity) and Craques do Futebol (Football superstars).

Children – with support, draw and construct the costume they will be wearing during the Carnival Parade over a number of sessions of Clube de Artes.

Group – develop their skills working as a team, get involved in all the costume making stages and take part in the big parade on the day;


Materials:

Paper for drawing; assorted papers, card and fabrics of different colours and textures; scissors; glue sticks and PVA; colouring and normal pencils, crayons and felt tips; recycled materials such as egg and cereal boxes; milk cartons; toilet rolls; mask templates in different colours; Images for inspiration;

Outcomes:

- The children have the opportunity to make their own Carnival costume whilst learning about a new creative process.
- Each child is able to express their individuality and share this with the rest of the group and everyone at ACER at the Carnival Parade.

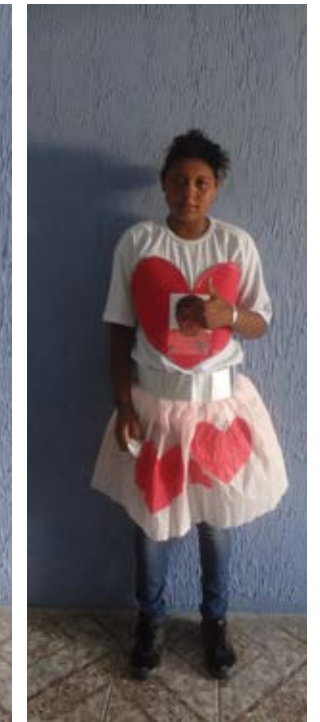

Clube de Arte Project: Carnaval ACER 2014



Clube de Arte Project: Carnaval ACER 2014



Clube de Arte Project: Carnaval ACER 2014



Clube de Arte Project: Carnaval ACER 2014

Saturday 22nd February
O Dia Do Desfile! – The Day Of The Parade!

The big day finally arrived! Everyone got into their costumes and masks. This was followed by some very special make-up and we were all ready to go. To the sound of fantastic drumming performed by some of the children and the percussion class teachers, we set off from ACER on our carnival parade around the block!



Clube de Arte Project: Exhibition - ACER E EU

Theme: ACER E EU – Cmap exhibition

Product: An 8 week project to prepare towards the Cmap exhibition. Thinking up exciting ways to bring together everyone's artwork to show to the public.

Intention: A wonderful opportunity for the children, young people and other members of Eldorado community taking part in Cmap activities since November 2013 until May 2014 to showcase their beautiful artwork, not only to the staff at ACER but also to their families and the local community.

Aims of Project

Learning Outcomes:

- Think about how to express visually all the activities the children are involved in at ACER and what these mean to them
- Develop a group vision of the exhibition where the children are the main architects and designers
- Come up with a centrepiece for the exhibition that will bring together all the children's thoughts about ACER as well as the artwork they have created in the last 6 months

Expectations:

- For the tree designed by the children to become an evocative sculpture expressing their feelings about ACER and to function as a structure from where everyone's artwork can be displayed

- Develop further the group's dynamics and interaction between the children, working towards a common goal
- Encourage the active involvement of all the Clube de Artes children in the creative process leading up to the exhibition
- Invite other volunteers/staff members at ACER to take part in these preparations with the children

Skills:

- Build on the techniques the children have learnt over the last 6 months in Clube de Artes
- Learn new artistic approaches to the work being created (i.e. use of mixed media; spray painting; recycled materials)
- Get introduced to new art forms such as graphic design, using novel image making techniques to create the poster and the invitations
- Continue to develop teamwork and collaborative skills within the group

Process:

Facilitators – pre-prepare materials for each session and find a solid structure for the tree sculpture, the centrepiece of the exhibition

Children – contribute individually with ideas and take an active part in designing the vision for the exhibition

Group – decorate and make all the elements that will make up the tree (i.e. flowers; vines; leaves; branches).

Materials: thicker paper for painting/drawing; colouring pencils; crayons; felt tips; paints; brushes; sponges; thick cardboard (for tree trunk); spray paint; assorted papers, card and fabrics different colours and textures; scissors; glue stick and PVA; recycled materials (plastic bottles, egg and cereal boxes, toilet rolls).

Outcomes:

- The children are able to share their designs and vision for the tree and the exhibition with the group.
- The group gets involved in all the stages of preparation leading up to the exhibition of their work (including making leaflets, posters and invitations to advertise the event).
- The children gain a greater understanding of what is needed to set up an exhibition whilst further developing teamwork skills.

Clube de Arte Project: Exhibition - ACER E EU



Clube de Arte Project: Exhibition - ACER E EU



Clube de Arte Project: Exhibition - ACER E EU



Clube de Arte Project: Exhibition - ACER E EU

Saturday 24th May

O Dia Da Exposição! – The Day Of The Exhibition!

The exhibition was a wonderful success with many visits from children, families and ACER staff. In fact, the impact of the exhibition was so positive that it was decided it would stay up for a week instead of just one day as initially arranged. In the days that followed we offered guided visits to the children that regularly attend ACER for activities.



Clube de Arte Project: 2014 World Cup in Brazil

Theme: The World Cup in Brazil

Product: A 6 week project through June and July 2014 introducing the World Cup to the children in the lead up to and during the tournament.

Intention: To explore the children's feelings and thoughts about the upcoming World Cup in Brazil.

Aims of Project:

Learning Outcomes:

- Consider and raise awareness of the issues surrounding the tournament in Brazil
- Learn about the countries that are going to be taking part in the World Cup
- Using different art techniques to create their work

Expectations:

- For the children to express and communicate their thoughts about the World Cup verbally and visually
- Gain awareness of other countries and cultures participating in the tournament
- Have a greater understanding of the social implications caused by holding the World Cup in Brazil

Skills:

- Use different image making techniques to create artwork (i.e. drawing, collage, colouring, painting)
- Learn to use colour and understand its relevance (i.e. colour as a symbol of national identity in flags)
- Build on the techniques the children have learnt over the last 6 months in Clube de Artes
- Continue to develop teamwork and collaborative skills within the group

Process:

Facilitators – Prepare materials needed for each session, including visual research as inspiration for the children

Children – Create visual representations of the world cup (i.e. make flags for the different countries in the tournament and learn where they are in the world)

Group – Take part in discussions about the topic and share their views and ideas with everyone

Materials: print outs of world cup countries and flags; list of world cup country names (in portuguese); flag sized paper; paints; pencils; colouring pens; glue; collage paper and materials; rulers; string to create bunting

Outcomes:

- For the children to develop their confidence in expressing their views and opinions to the group
- Create work that is diverse in its use of different techniques learnt in Clube de Artes

Clube de Arte Project: 2014 World Cup in Brazil



Inglês e Artes



These sessions run every Thursday afternoon and they are offered to children and young people between 10 and 20 years old. The main purpose of the sessions is to teach English through arts. The idea was first developed by previous cmap volunteers who employed theatre

games to teach English vocabulary and expressions to young people who attend ACER activities. This evolved into Inglês e Artes which allowed for the use of a broader spectrum of artistic disciplines and became a regular cmap activity. In the sessions the children and young

people learn basic and advanced vocabulary, expressions and grammar inspired by a variety of art forms, such as film, theatre, design, painting, sculpture and others. The sessions are proving popular and filling the gap that currently exists in English education in local schools.



Inglês e Artes



Special projects

The partnership between cmap and ACER Brasil began in 2012, as such the volunteers have a lot of scope to develop new projects and ideas. Special projects encompasses the work that is being created by cmap volunteers in addition to Clube de Artes here at ACER.

In the past cmap art educators have facilitated and delivered projects and activities that have left a positive legacy in the community. Some previous examples of these are: the mosaic mural in a neighbourhood local to ACER and the theatre for social change group with sessions still

running every Friday. Currently the following projects are in development: designing and making costumes with the children for the African dance group, creating a textile piece with the community for ACER and painting a mural with the children who are part of the sports programme at ACER.

African Dance Costumes



Arte Têxtil



Mosaic (previous project)



Thank you

Workshops and projects facilitated by cmap volunteers:
Andrew Bunce - April 2014 to February 2015
Sara Santos - November 2013 to November 2014

Thank you to all the staff at ACER Brasil for continued support with all cmap projects.

With thanks to Clube de Arte support volunteers:
Ana León
Erry Darko
Najat Ziani
Kitty Hunt
Igor Silva

With a big thank you to all our sponsors, your support is invaluable to the work we do with the children and young people at ACER in Brazil.

Clube de Arte workshops are facilitated by volunteer arts educators working within a partnership of charities:

ACER Brasil aims to provide activities that enhance the self-esteem of children and offer support to their extended families.

UK charity the Charlotte Miller Art Project: cmap supports disadvantaged children and young people in the UK and internationally in their personal and social development through creative workshops. (cmap registered charity number 1064645 www.cmap.org.uk)

Inter-Cultural Youth Exchange: Co-ordinates volunteer logistics and fundraising (ICYE-UK registered charity number 1081907 www.icye.org.uk).

